

autop Major 5230 S & WL



OPERATIVE RANGE:

Check-in, diagnostics and repair



PARTICULAR FEATURES:

4-post electro-hydraulic lift with 5.2 t capacity




APPLICATION:

This 4-post lift is used for all kinds of passenger cars, off-roaders and transporters in the check-in area, diagnostics and repair.

Optimal safety due to excentric brake system, obstruction system and alarm signal.

Version S (Service) with flush platforms for the mechanical workshop and version WL (Wheel alignment) especially for wheel alignment.
Platform lengths of 4.680 mm, 5.100 mm and 5.500 mm are available.

The high quality standard offers low operation and maintenance costs in the long term.





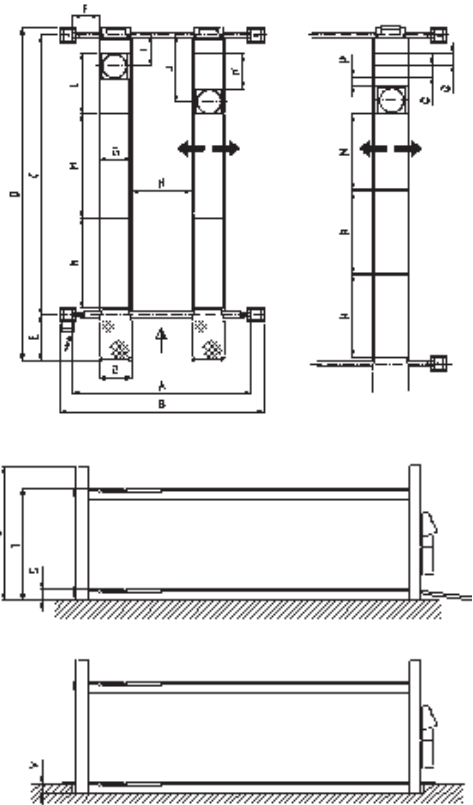
autop Major 5230 S & WL

TECHNICAL DATE: **Major 5230**
 Capacity: 5200 kg
 Lifting/lowering time: ca. 22 Sec.
 Voltage: 230/400V/50Hz
 Motor: 3.0 kW
 Min/max pressure: 5.5 bar – 10.0 bar

Model	A	B	C	D	E	F	G	H	I	J	K
Major 5230-47S	3000	3422	4680	5564	762	450	550	805/1290			
Major 5230-51S	3000	3422	5100	5984	762	450	550	805/1290			
Major 5230-55S	3000	3422	5500	6762	1140	413	630	725/1215			
Major 5230-47WL	3000	3422	4680	5564	762	450	550	805/1290	515	1110	550
Major 5230-51WL	3000	3422	5100	5984	762	450	550	805/1290	515	1110	550
Major 5230-55WL	3000	3422	5500	6762	1140	413	630	725/1215	532	1092	

Model											
Major 5230-47S				550				140	1740	2233	130
Major 5230-51S				550				140	1740	2233	130
Major 5230-55S				630				170	1770	2233	160
Major 5230-47WL	1020	1741	1500	550				160	1760	2233	130
Major 5230-51WL	1020	1670	1990	550				160	1760	2233	130
Major 5230-55WL	1020	1270		630	150	200	1385	190	1790	2233	160

Typ W: Wheel alignment with front recesses and rear slip plates
 Typ WL: Wheel alignment with front recesses and rear slip plates and center plate
 Typ S: flush platforms



COMPONENTS:

- Easy adjustment to relevant track width
- Electro-hydraulic transmission with wire ropes
- Safety systems:
 - o Excentric brake system
 - o Obstruction system
 - o Pneumatic parking system
- Push- button control unit
- Cylinder with hard-chrome plated and teflon coated piston, integrated in the platform
- Cast iron pulleys and hardened axles.
- Suitable for wheel alignment because platforms and traverses can be perfectly leveled

OPTIONAL:

- Extended drive-on ramps
- Drive-through ramps
- Jacking beam Micro 26
- Further accessories on request

STANDARD COLOUR:

Posts RAL 9002 white
 Platforms RAL 7016 grey anthracite

MOREOVER:

Our expert consultants would appreciate to help you with the planning of a new garage or the modernization of an existing one.
 We offer to work out a workshop concept including an equipment proposal. Please do not hesitate to contact us.

No liability accepted for specifications that are subject to alteration - validity 03/2011

Die Angaben und Abbildungen in diesem Prospekt sind unverbindlich und stellen nur annähernde Beschreibungen dar. Darüber hinaus behalten wir uns Abweichungen des Liefergegenstandes von Abbildungen und Angaben vor (z. B. im Hinblick auf technische Daten, Ausstattung, Material und äußeres Erscheinungsbild), sofern die Änderungen für den Kunden zumutbar sind und eine damit verbundene Minderung des Wertes oder der Gebrauchstauglichkeit des Liefergegenstandes nicht erheblich ist.

